












## Divisional Safety Drive No -01/April-2026

### Action to be performed by Crew to Prevent SPAD

1		Take proper rest at home/running room. Do not leave running room or use mobile unnecessarily. Ensure timely CMS sign-on and mandatory BA test.
2		Conduct continuity test before starting, after engine change, shunting, attachment/detachment, banker/relief engine, or any fault affecting pressure. Conduct brake feel & brake power tests (including light engine).
3		Do not consume sedatives on duty. Declare any medication at the time of sign-on.
4		Ensure signal is for your train. Exchange "All Right" with TM before movement.
5		Call out signals loudly with name/number and aspect using hand gesture.
6		Yellow Signal- Reduce speed as per guidelines.
7		Follow sectional speed, PSR & TSR strictly.
8		Ensure FSD & Walkie-Talkie are working. Carry Signal Booklet/WTT. Defects notice must be reported at the lobby register.
9		Secure Load/Engine properly as per G&SR. Follow Shed Order dated 29.01.2025.
10		Do not presume next signal aspect.
11		Stop the train two masts before danger/Red Signal. Proceed cautiously if required.

12		ALP to Keep hand on RS Valve on yellow signal; act immediately if needed without any hesitation.
13		Do not pack your belongings in train running condition. Do not detrain ALP before full stop.
14		Mobile phones must remain switched OFF (not airplane mode) during run.
15		Always Operate from leading cab with correct control stand.
16		Switch ON HSM / Shunting switch 160 (3-phase loco) During Shunting Operation.
17		Shunting Speed- Max speed: 15 kmph (or lower as applicable).

Counsel 100 % staff through under given means.

- LP/ALPs Order book.
- Display on Lobby.
- Display on Notice Board.

*7001  
23/04/26*

Sr. Divil. Elect.Engineer (OP)  
N. Rly; Firozpur